


SHARP®

Be Original.

PNC861H PNC751H PNCE701H

AQUOS BOARD®
Interactive Display Systems



A Smart All-in-One Touchscreen to
Enliven Your Office or Classroom



AQUOS BOARD®

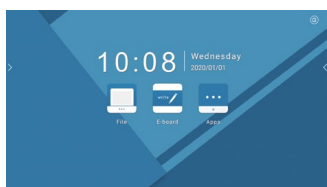
4K
3840 × 2160 Pixels

Looking for a smart, interactive display for your office or classroom? Meet the all-in-one Sharp PNC861H, PNC751H and PNCE701H AQUOS BOARD interactive display systems that make all your visual communications more lively and productive. Available in three sizes—86" Class (85 9/16" diagonal) PNC861H, 75" Class (74 1/2" diagonal) PNC751H and 70" Class (69 1/2" diagonal) PNCE701H, respectively—this series opens up an affordable path to pristine 4K Ultra HD resolution. A pre-installed launcher makes it quick and easy to start up and use the interactive whiteboard. Your lecture, presentation, or lesson can now be more creative and involving.

Stress-Free Operation

IWB Launcher

Thanks to the built-in controller, it's easy to operate this all-in-one interactive whiteboard. You don't even need to hook up a dedicated PC. As long as the main unit's power is on, you can run the launcher. Then, with a single tap you can access the function you need.



Home screen of PNC861H and PNC751H models



Home screen of PNCE701H model

Built-in Whiteboard

Switch to the whiteboard function to use the LCD monitor as a temporary writing board—no PC required. Even for first-time users, this simple write-and-erase function is a breeze to operate.

Display, Write, and Share Information

Even without a PC, you can use overlay mode to write onscreen annotations directly onto photos, videos and documents. This function is especially handy when you need to share meeting notes with participants or others.

Note: The overlay function works differently on the PNCE701H and the PNC861H/PNC751H models.



Annotation on PNC861H and PNC751H models



Annotation on PNCE701H model

Flexible and Expandable

OPS-Compliant Slot

A slot on the PNC861H, PNC751H and PNCE701H interactive displays bring compatibility with OPS (Open Pluggable Specification) controller modules. This means you can set-up the monitor to run without having to connect it to a client PC. Without the extra bulk of a client PC, you've got more freedom when it comes to installation set-ups.



Slot on 86-inch model

Front-mounted Speakers

Two speakers are mounted low on the front of the LCD monitor. These speakers project sound more directly than rear-mounted speakers, giving you clearer sound for your lessons and meetings.

One-Touch Buttons

The PNC861H, PNC751H and PNCE701H interactive displays are designed with your convenience in mind. Buttons for frequently used functions such as power on/off, input switching, volume up/down and freeze are neatly arranged on the front of the frame.



a Freeze Button


A press of this button lets you temporarily freeze or unfreeze the screen. While the display continues to show a paused onscreen image, you can stop and explain your point.

b Input Button

At the touch of a button, a list of inputs appears on-screen. You can then instantly select the input terminal you want.

Front Terminals

These make it easy to access teaching materials or other content stored on sources connected via HDMI™ and USB.



(PNC861H/PNC751H)

Simultaneous Writing

The LCD panel recognizes up-to 20* touch points. Up-to four people at a time—even young students—can use a finger or touch pen to add their input when inspiration strikes. Meetings, lessons and brainstorming sessions will come alive.

* PNCE701H model has 10 touch points.

Built-in Controller

The PNC861H, PNC751H and PNCE701H interactive displays feature an integrated controller that comes with 8 GB of internal memory. The PNCE701H model also supports external storage via SD card. It's easy to play back your photos and videos on one of these monitors. There's no need for a PC to run the main application.



Get Your Message Across

Interactive Touchscreen

The PNC861H, PNC751H and PNCE701H interactive displays deliver innovation to the world of business and education. They enhance your visual communications by transforming presentations and lessons. In the classroom, visual and web-based content will help to keep students more focused and engaged.

Wireless Connectivity

No need for tangled wires! These LCD monitors have wireless* functionality. Simply touch the screen and your smartphone, tablet, or computers** will immediately download an app that lets it send images wirelessly to the monitor.

* Wireless capability with provided adaptor.
 ** Compatible with Windows® and Built-in SoC operating systems.
 Note: Requires wireless LAN access points to connect LCD monitor and devices.



4K Ultra HD Quality


The PNC861H, PNC751H and PNCE701H interactive displays support 4K Ultra HD and capture the fine textures of still and video images, while also reproducing the precise details of small text and complex graphics. It's an ideal large-scale monitor for professional use in a range of environments, from engineering and architecture to academia and creative fields.

User-Friendly SHARP Pen Software

The easy-to-launch SHARP Pen Software interface has a menu with smartly arranged icons. These give you easy access to pen settings and other useful functions. Further handy functions* include access to cloud storage, an e-mail address book, sticky notes and bookmarks.

* Availability varies by country/region. For details, please consult your local authorized Sharp dealer or representative.

Note: Requires a separate Windows PC.



Built-in Media Player

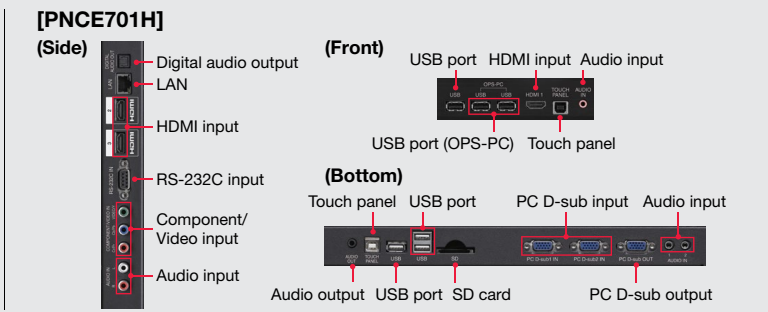
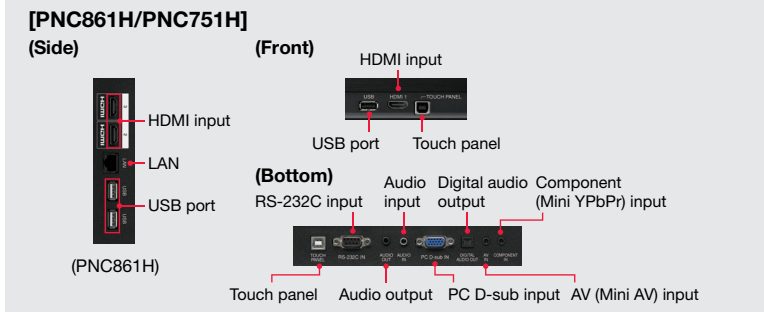
These LCD monitors can play 4K Ultra HD photo slideshows and videos without the need for a PC or set-top box.

16-Hour Daily Operation

The PNC861H, PNC751H and PNCE701H interactive displays can be used continuously for up-to 16 hours per day, providing reliable performance in the schoolroom or office.

<System Requirements>	
Connected Equipment	
Hardware	PC/AT compatible machine with USB 2.0 port (CD-ROM drive required for installation)
OS	Windows 8.1 (32-bit/64-bit), Windows 10 (32-bit/64-bit) macOS® v10.13, macOS v10.14, Google Chrome™ OS v74 or later
Supplied Software (Windows)	
CPU	Intel® Core™ i5-6360U or higher Intel Core i7-6650U or higher recommended
Memory	4 GB or more
Hard disk	5 GB or more free space (additional space required for saving data)
To use the touch panel, connect the bundled USB cable to the computer. The touch panel operates with the standard driver of each OS. On the Mac®, operation is only possible in single-touch mode.	

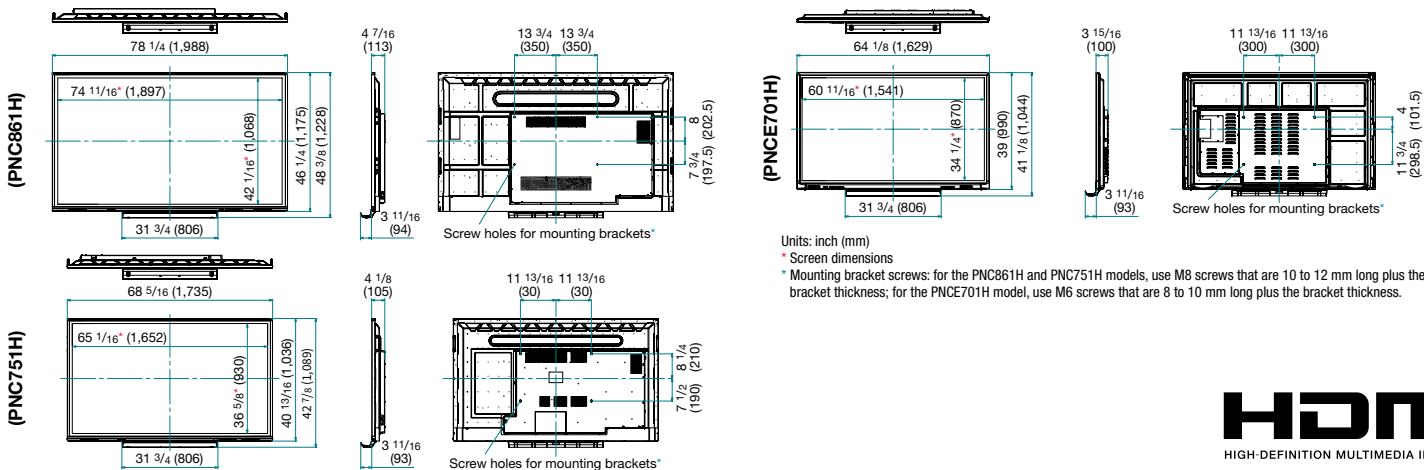
Input/Output Terminals



Model Name	PNC861H	PNC751H	PNCE701H
Installation	Landscape		
LCD Panel	86" Class (85 9/16" diagonal) LCD	75" Class (74 1/2" diagonal) LCD	70" Class (69 1/2" diagonal) LCD
Max. Resolution	3,840 × 2,160 pixels		
Max. Display Colours (approx.)	1.07 billion colours		
Pixel Pitch (H × V)	0.4935 × 0.4935 mm	0.4296 × 0.4296 mm	0.40075 × 0.40075 mm
Max. Brightness (average)*1	400 cd/m ²		350 cd/m ²
Contrast Ratio	1,200 : 1		4,000 : 1
Viewing Angle (H/V)*2	178°/178° (CR ≥ 10)		176°/176° (CR ≥ 10)
Active Screen Area (W × H) (approx.)	74 5/8" × 41 15/16"	64 15/16" × 36 9/16"	60 9/16" × 34 1/16"
Response Time	8 ms (grey to grey, avg.)		
Backlight	LED, direct lit		
Touchscreen	IR (infrared blocking detection method)		
PC Connection Port	USB (2.0 compliant) (Type B) × 2 (Front × 1, Rear × 1)		
Power Supply for Touch Panel	Supplied from main unit		
Multi Touch	20 points		10 points
Protection Glass	Thickness: Approx. 4.0 mm Shock resistance: 130 cm ⁻³		
Touch Pen	Function Button: N/A (passive pen)		
Computer Input	Video: Analog RGB (0.7 Vp-p) [75Ω], HDMI		
Synchronization	Horizontal/vertical separation (TTL: positive/negative)		
Plug & Play	VESA DDC2B		
Video Colour System	NTSC (3.58 MHz)/NTSC (4.43 MHz)/PAL/PAL60 /SECAM		
Input Terminals*4	Front: HDMI (HDCP2.2 compatible, HDR10 supported) × 1		HDMI (HDCP2.2 compatible, HDR10 supported) × 1, 3.5 mm-diameter mini stereo jack × 1
Rear	PC analog: Mini D-sub 15-pin × 1, HDMI (HDCP2.2 compatible, HDR10 supported) × 2, 3.5 mm-diameter mini stereo jack × 1, AV mini jack × 1, Component mini jack × 1, RS-232C × 1		PC analog: Mini D-sub 15-pin × 2, HDMI (HDCP2.2 compatible, HDR10 supported) × 2, 3.5 mm-diameter mini stereo jack × 2, AV RCA × 1*5, Component RCA × 1*5, Audio RCA × 1, RS-232C × 1
Output Terminals*4	3.5 mm-diameter mini stereo jack × 1, SPDIF × 1		
System	CPU: Arm® Cortex®-A53 processor (quad core)		
Memory	1 GB		1.5 GB
Internal Storage	8 GB		
External Interface	Front	USB port (2.0-compliant, main unit & OPS) × 1	
Rear	LAN port (10BASE-T/100BASE-TX) × 1, USB port (2.0-compliant, main unit) × 2		LAN port (10BASE-T/100BASE-TX) × 1, SD card slot (SD/SDHC) × 1, USB port (2.0-compliant, main unit) × 3
Wireless LAN	Compliant with IEEE802.11ac/n/a/g/b		
Expansion Slot	19 V, 4.74 A (power supplied when expanding the functions with an optional part)		
Speaker Output	10 W + 10 W		
Mounting	4 points, 700 × 400 mm pitch, M8 screw	4 points, 600 × 400 mm pitch, M8 screw	4 points, 600 × 400 mm pitch, M6 screw
Power Supply*5	100 V – 240 V AC, 50/60 Hz		
Power Consumption*7	530 W	460 W	400 W
Environmental Conditions	Operating Temperature*8: 5°C to 35°C		
Operating Humidity*9	20% to 80% RH (no condensation)		
Dimensions (W × D × H) (approx.) (display only)	78 1/4" × 4 7/16" × 46 1/4"	68 5/16" × 4 1/8" × 40 13/16"	64 1/8" × 3 15/16" × 39"
Weight (approx.)	176.4 lbs	134.5 lbs	119 lbs
Main Accessories	AC power cord, remote control unit, remote control unit battery (AAA size) × 2, set-up manual, blank sticker, cable clamp × 3, USB cable, pen tray, SHARP Pen software (CD-ROM), touch pen × 2, wireless adapter		

*1 Brightness depends on input mode and other picture settings. Brightness level will decrease slightly over the lifetime of the product. Due to the physical limitations of the equipment, it is not possible to maintain a precisely constant level of brightness. *2 Excluding the touch sensor part around the LCD panel. *3 Approximate distance at which the glass panel can withstand the impact of a 500-gram iron ball dropped on its centre. *4 Use a commercially available connection cable for PC and other video connections. *5 Composite video and component cannot be used simultaneously. *6 The AC power cord is an inlet type. The cable is bundled (3 pins). *7 When an option is installed on the expansion slot. When not installed: PNC861H: 420 W, PNC751H: 360 W, PNCE701H: 295 W *8 Temperature conditions may change when using the monitor together with the optional equipment. In such cases, please check the temperature conditions specified by the optional equipment. *9 Check the requirements of the computer and other devices to be connected, and make sure that all requirements are satisfied.

Dimensions



SHARP ELECTRONICS OF CANADA LTD.
 335 Britannia Road East, Mississauga, Ontario L4Z 1W9
 1-800-567-4277 • www.sharp.ca

©2019 Sharp Electronics of Canada Ltd.
 Printed in Canada.

Sharp, AQUOS BOARD and all related trademarks are trademarks or registered trademarks of Sharp Corporation and/or its affiliated companies. The terms HDMI, HDMI High-Definition Multimedia Interface, and the HDMI Logo are trademarks or registered trademarks of HDMI Licensing Administrator, Inc. QR Code is a registered trademark of DENSO WAVE INCORPORATED in Japan and other countries. Windows is a registered trademark or trademark of Microsoft Corporation in the US and/or other countries. Google Chrome and Built-in SoC are trademarks of Google LLC. Mac and macOS are trademarks of Apple Inc., registered in the US and other countries. Intel Core is a trademark of Intel Corporation or its subsidiaries in the US and/or other countries. Arm and Cortex are registered trademarks of ARM Limited (or its subsidiaries) in the US and/or elsewhere. All other brand names and product names may be trademarks or registered trademarks of their respective owners. All screen images appearing in this brochure are simulated. Design and specifications are subject to change without prior notice.